


MAKE YOUR OWN CHRISTMAS PLACECARDS



What you'll need: scissors (with an adult please), pens and pencils.

INSTRUCTIONS:

- Colour in your placecards and write the names of your dinner guests on the dotted lines.
- Cut out (with an adults help) and fold the placecard lengthways.
- Place them at the dinner table where you want your guests to sit.




EVERYTHING
MERRY



.....



CHRISTMAS
HAPPY




.....

MAKE YOUR OWN CHRISTMAS PLACECARDS



What you'll need: scissors (with an adult please), pens, pencils or paints

INSTRUCTIONS:

- Colour in your placecards and write the names of your dinner guests on the dotted lines.
- Cut out (with an adult's help) and fold the placecard lengthways.
- Place them at the dinner table where you want your guests to sit.




MERRY
CHRISTMAS



.....



HOOORAY
IT'S CHRISTMAS



.....