

Bluey



FESTIVE CRAFTS

CHRISTMAS TREE TOPPER

You will need:

- Blue cardstock

- Glue

- Scissors



1. Print the template, glue to the blue cardstock and carefully cut out.



2. Glue the straight edges of the skirt around to form a cone.



3. Glue Bluey's face to the front of the cone and the tail to the back.



Your Christmas tree will be so gorgeous with the cutest Bluey decoration.

Discover more fun at www.bluey.tv

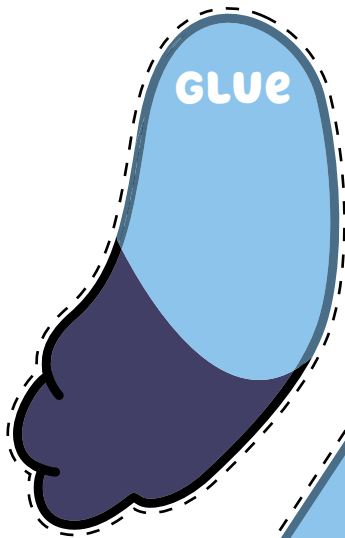


BLUEY



CHRISTMAS TREE TOPPER

Cut, glue and decorate!

Ask a grown-up to help you cut around the dotted lines.



GLUE THE HEAD HERE

GLUE

